

COMPARING DEVELOPED AND DEVELOPING COUNTRIES

Under 5 Child Mortality Rate 2005

| | |
|---------------------------|-----|
| Industrialised Countries | 6 |
| Developing Countries | 83 |
| Least Developed Countries | 153 |
| World | 76 |

(Source: UNICEF, State of The World's Children, 2007)

% of the Population Under 18 years of Age (as a percentage of Total Population (2004))

| | |
|---------------------------|----|
| Industrialised Countries | 21 |
| Developing Countries | 37 |
| Least Developed Countries | 49 |

(Source: UNICEF calculations based on data from UNPD, State of The World's Children, 2006)

Estimated number of children (0-14) living with HIV

| | |
|---------------------------|-----------|
| Industrialised Countries | 13 000 |
| Developing Countries | 2 300 000 |
| Least Developed Countries | 1 100 000 |

(Source: UNICEF, figures as of the end of 2005, State Of The World's Children, 2007)

GNI Per Capita US\$ 2004

| | |
|---------------------------|--------|
| Industrialised Countries | 35 410 |
| Developing Countries | 1 801 |
| Least Developed Countries | 383 |

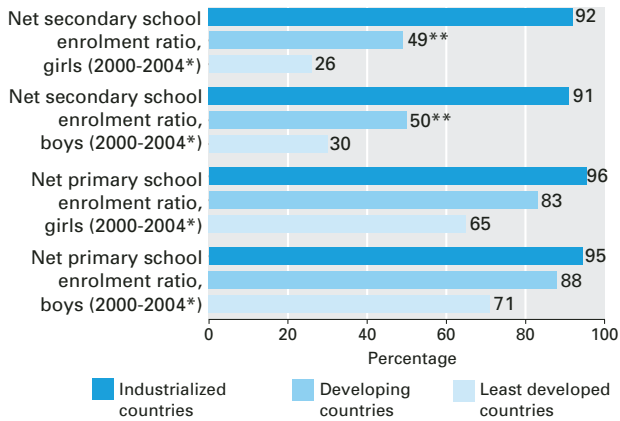
(Source: World Bank, UNICEF, State Of The World's Children, 2007)

Percentage of countries that have experienced a major armed conflict between 1990 and 2003

| | |
|---------------------------|----|
| Developed Countries | 8 |
| Developing Countries | 27 |
| Least Developed Countries | 38 |

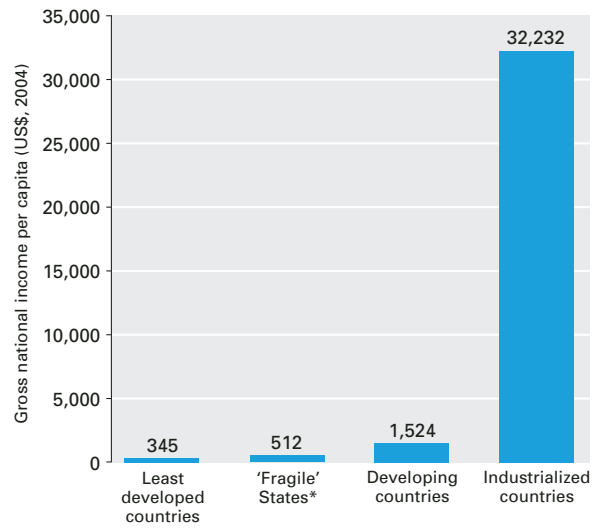
(Source: UNICEF; SIPRI/Uppsala Conflict Data Project; UN Statistics Division)

Children living in the poorest countries are most at risk of missing out on primary and secondary school



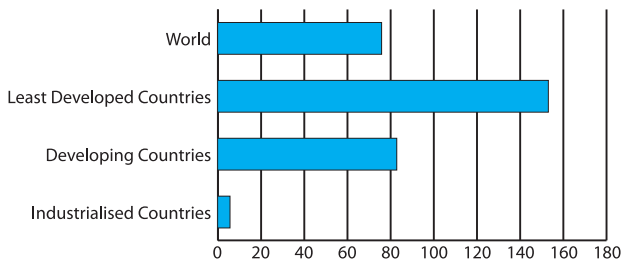
*Data refer to the most recent year available during the period specified.
 ** Excludes China.
 Sources: Demographic and Health Surveys (DHS) and Multiple Indicator Cluster Surveys (MICS).

'Fragile' States* are among the poorest



Sources: World Bank, 2004 Country Policy and Institutional Assessment (CPIA), Overall Rating, Fourth and Fifth Quintiles; and World Development Indicators 2005.

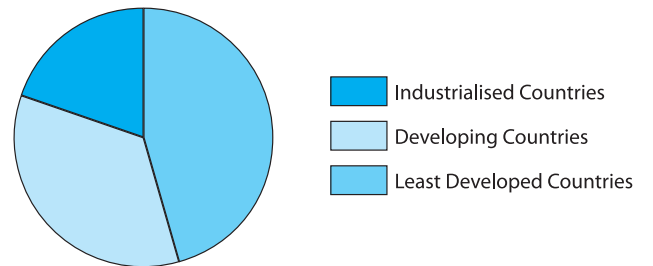
Under 5 Child Mortality



Chance of dying under 5 years of age per 1000 live births

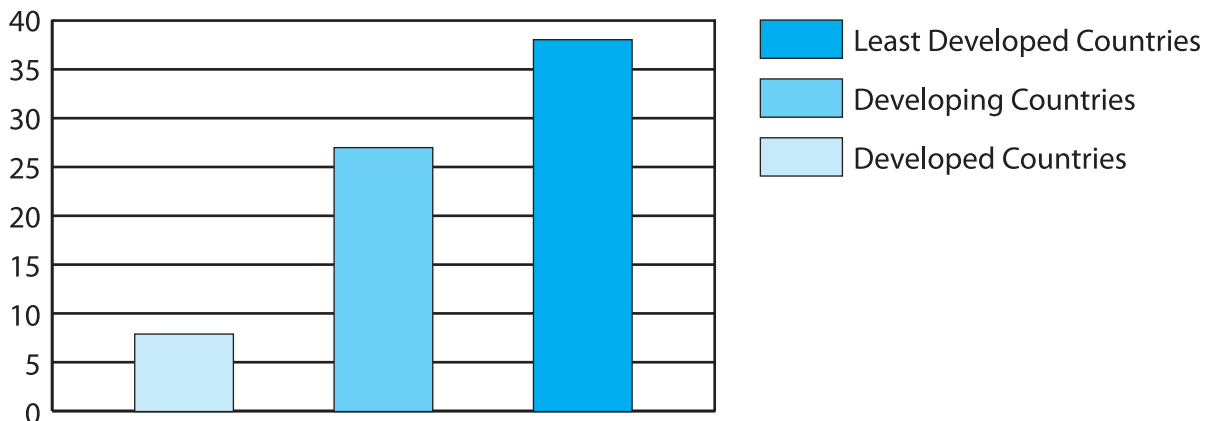
(Source: State of The World's Children 2007)

% of the Population under 18 years of Age (as a percentage of Total population (2004))



(Source: UNICEF calculations based on data from UMPD, State of The World's Children, 2006)

Percentage of countries that have experienced a major armed conflict between 1990 and 2003



(Source: UNICEF; SIPRI/Uppsala Conflict Data Project; UN Statistics Division)